

Activity Cards for Ancient Civilizations

TABLE OF CONTENTS

For the Teacher:

Introduction	1
Maslow's Needs Theory	2

Activity Cards:

Physical Needs:

Clothing	3
Food	7
Shelter	12
Transportation	16
General	19

Psychological Needs:

Affection	23
Dev. Talents	26
Religion	32
Security	29
General	43

Social Needs:

Education	46
Recreation	52
Social Order	56

Calendar Activities:

Directions	62
Templates for Calendar	63

Student Tracking Sheets	71
-------------------------------	----

Ancient Civilizations

The collection of activity cards in this study guide can be approached in a variety of ways. First, the activities are designed to be useful in the study of any major civilization commonly found in middle school curriculum: Greeks, Romans, Egyptians, Mesopotamians and even the Mayans and Aztecs. Second, in order to present a consistent visual image, I have used graphics which relate to the Ancient Greeks – these were all collected 20 years ago from a then old school textbook whose origins have long since slipped away (I apologize for not keeping a record of this source – copyright rules notwithstanding).

At the simplest level, the teacher would provide introductory information on the civilization to be studied, including some theoretical background on Maslow's Hierarchy of Needs (attachment follows). Then students would be required to complete the first card from each series – this is the FACT FINDER activity. Once the students have uncovered and dealt with this basic information, they could choose to complete one or more of the FUN SEEKER activities in each set. This allows students to process the basic information in various ways. If the students are divided into working groups, a different card in each series may be assigned to individuals, pairs or the entire working group of students depending on the level of cooperative learning the teacher is trying to establish.


At a more complex level, students in a class group could actually use the same activity cards while individuals choose different ancient civilization to study. This would allow the class to experience presentations on several ancient cultures and investigate similarities or differences.

Evaluation:

Each activity card should result in some type of written or presented material. I recommend assigning a value up to 10 for each completed activity. In my practice, the student would complete the same evaluation form as completed by the teacher for each activity. This should allow for valuable recognition of work well done and for discussion about areas for improvement.

There are eleven series of activity cards and some general cards designed for higher level or enrichment activity. Students should be required to complete the eleven FACT FINDER cards and any number of FUN SEEKER cards as is appropriate for the individual or the group – based on ability, time and interest.

Because of the “open” nature of these activity cards it is not possible to provide an answer key. A well informed teacher should have no difficulty in teaching to the activities and evaluating the students' work.



FUN SEEKER

Activity: Use a variety of information sources (internet, encyclopedia, library books) to gather information about how this ancient culture provided food. You may also refer to your Fact Finder activity (FOOD 1). Write a paragraph describing your findings:


Topic Sentence – the main idea about how food was produced.

Supporting Sentences – write at least three sentences giving examples that support the topic sentence.

Concluding Sentence – restate the idea of the topic sentence using different words – you want to summarize your main idea.

Make a “T” chart. On one side list ways that are similar to how your modern culture provides food; on the other side, list ways that are different.

Like Us	Not Like Us



FACT FINDER

Purpose: To be aware of cultural expression in the arts and crafts of this ancient society.

Activity: Find out about each of these forms of expression as practiced by this ancient culture.


music
art
drama


literature
dance
sculpture

Describe each form of expression by writing about it and illustrating your work where possible.

What types of entertainment were enjoyed by:

- the wealthy?
- the middle class (merchants)?
- the poor?
- people of all classes together?





FUN SEEKER

Activity:

1. Create a report card for a noble's son in this civilization.
2. Write his name and the name of his school in his alphabet.
3. Pretend you are this teacher and prepare scores and remarks on his performance in the various subjects.
4. Be sure to place the most important subjects first.

